

Lunar New Year Activity Ideas Inspired by:



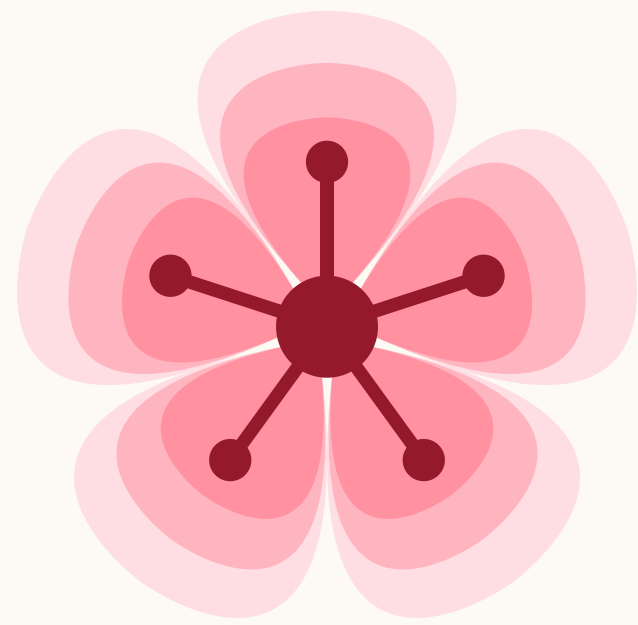


After Reading The Story


Invite the children to prepare a Happy New Year Card for family, friends, guardians, or pen pals, etc.

Discuss what messages this card would have, brainstorm ideas and document on chart paper or digitally.


Optional Card Template on next two slides.



Happy New Year



Write/Draw a special new year message to your family or a friend.

A large, empty rectangular box with a black border, intended for drawing or writing a special new year message.


Solid blue line

Dashed blue line


Solid red line

Materials

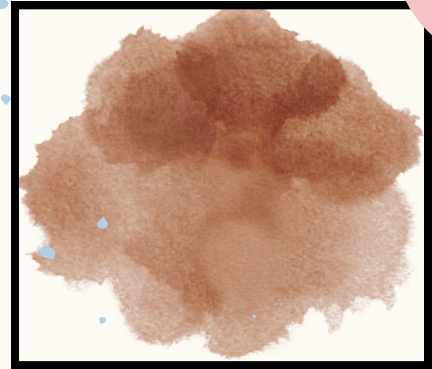
Craft Idea #1




paint smock



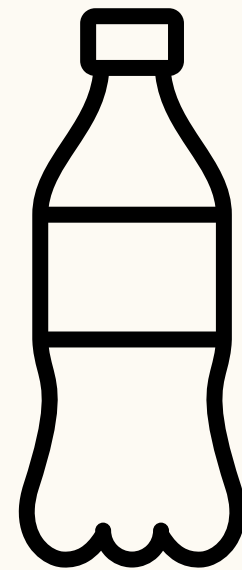
pink and brown
paint



plastic tray for
paint



medium size
white paper



small plastic
soda bottle




paint brush

First you...


paint a brown
branch

Your page can be portrait or landscape, you choose!



Next you...

use the bottom of the
soda bottle to make
your flowers



Don't forget to sign your artwork!

Finally you...

Display your artwork!



Don't forget to sign your artwork!

Materials

Craft Idea #2



Brown paper



paint brush




paint optional see next slide
for more



Markers



tissue paper pink
or red



scissors




paper plate

first

Glue pink or red tissue paper on a paper plate **or** you can paint it before adding your hand.

second

Trace your hand and arm using a marker to make the outline, with adult guidance if needed. Cut out the outline of your hand ask an adult for help.



third

Crumble up pink tissue paper and glue on around your fingers



Thank you for
visiting our

Pebble & Pond