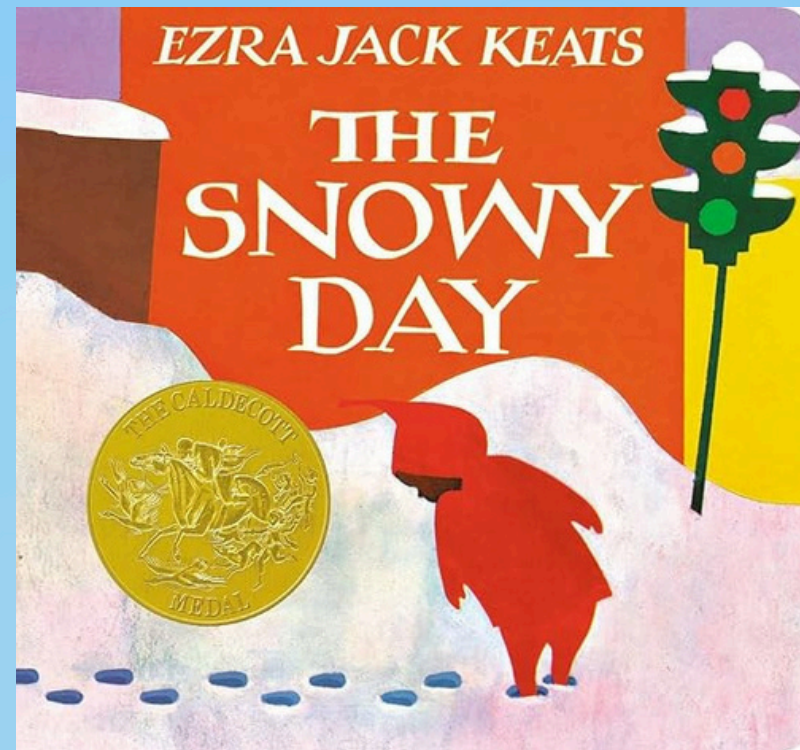


The Snowy Day: Extension Activities



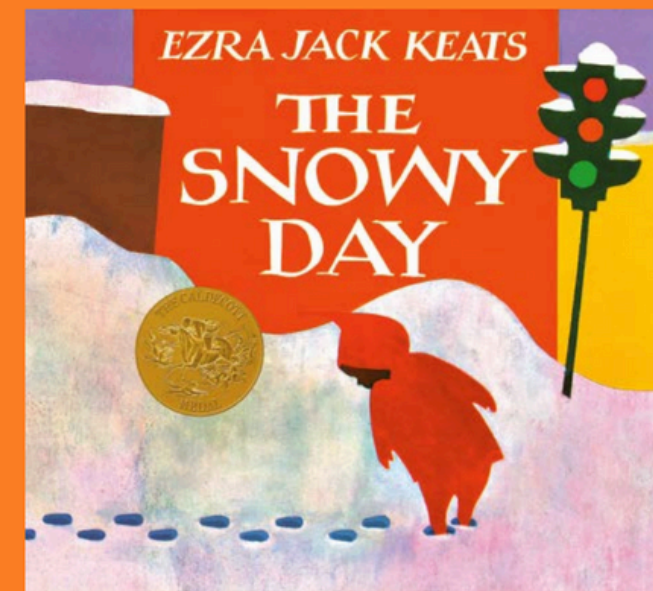
Author Study



Ezra Keats

Ezra Jack Keats

A Life Creating Books for Children



Ezra at his easel; and his most famous picture book

Reader's Theatre

Socio-Dramatic Play



The Snowy Day By Ezra Jack Keats Reader's Theatre

Here is one sample that we found from
https://www.thebestclass.org/uploads/5/6/2/4/56249715/the_snowy_day.pdf

Narrator 1, Narrator 2, Narrator 3, Narrator 4, Narrator 5, Peter, Friend, Mother
Narrator 1: One winter morning Peter woke up and looked out the window. Snow had fallen during the night.
Peter: It's covered everything, as far as I can see!
Narrator 2: said Peter.
Narrator 3: After breakfast he put on his snowsuit and ran outside. The snow was piled up very high along the street to make a path for walking.
Peter: Crunch, crunch, crunch,
Narrator 4: said Peter, repeating the sound that his feet made as they sank into the snow.
Narrator 5: He walked with his toes pointed out, then he walked with his toes point in...watching behind him as he went.
Narrator 1: The he dragged his feet s-l-o-w-l-y to make tracks.
Narrator 2: And he found something sticking out of the snow that made a new track.
Peter: A stick!
Narrator 3: A stick that was just right for smacking a snow-covered tree.
Narrator 4: Down fell the snow-plop!-on top of Peter's head.
Peter: Oomph!
Narrator 5: He thought it would fun to join the big boys in their snowball fight.
Peter: I'm not old enough-not yet.
Narrator 1: So he made a smiling snowman, and he made angels.
Narrator 2: He pretended he was a mountain-climber. He climbed up a great big tall heaping mountain of snowPeter: I am king of the mountain

Narrator 3: and slid all the way down.
Peter: Wheeeeeeee!
Narrator 4: He picked up a handful of snow-and another, and still another. He packed it round and firm and put the snowball in his pocket.
Peter: I'll save that for tomorrow.
Narrator 5: said Peter, then he went into his warm house.
Narrator 1: He told his mother all about his adventures while she took off his wet socks. She said
to him,
Mother: You've had quite a day! Let's get you all warmed up in a hot bath.
Narrator 2: Peter thought and thought and thought about his wonderful adventures.
Narrator 3: Before he got into bed he looked in his pocket.
Peter: Hey, where did it go?

Narrator 4: His pocket was empty. The snowball wasn't there. He felt very sad. He went to sleep.
Narrator 5: While he slept, he dreamed that the sun had melted all the snow away.
Narrator 1: But when he woke up his dream was gone.
Peter: Shwoo!
Narrator 2: The snow was still everywhere.
Peter: New snow is falling!
Narrator 3: After breakfast he called to his friend from across the hall
Peter: Do you want to go play outside with me?
Friend: Sure!
Narrator 4: his friend called back,
Narrator 5: and they went out together into the deep, deep snow.



Writing Activity

What would you do if...



What would you do if like Peter, a group of friends decide not to let you play. What would you say to the group or to Peter? Invite children to write or draw their ideas.

Name _____

pebble & pend Option One

Draw

Transcribed by: _____ Date: _____

Name _____

pebble & pend Option Two

Draw and write



Retell and Sequencing



The Snowy Day Retell and Sequencing Templates for Printing



Option One: has less boxes to support children who are beginning to draw, but may feel overwhelmed by the number of boxes. or are working on developing fine-motor skills)

Option Two: for children who would like to draw and are able to use all the boxes or most of them. (finemotor skills are developing or developed)

Option Three: for children who are demonstrating emerging writing skills or are emergent writers or who want to write and draw.

Free to print for classroom use only

pebble
& pend

pebble
& pend



What do you think is happening?

Take the book and go to the blank page (no words)...what is happening on this page? What could be happening? What do you imagine could happen. Draw what happens!

Name _____

pebble & pend Option Two

Draw what you think is happening on this page.





Illustration of children playing in the snow and a book cover titled 'THE SNOWY DAY'.

pebble & pend

Draw and write what you think could be happening in the story.



Written by: _____ Date: _____

Illustration of children playing in the snow and a book cover titled 'THE SNOWY DAY'.



Emotion Timeline



How does Peter feel when he first sees the snow? How is he feeling when the older boys don't invite him to play? How is he feeling at the end of the story?

Discuss with children. Use this slide to create the timeline of emotions.

beginning

middle

end



Snow Day!

What did you do on your snow day?

Here is sample from last years snow day.

I watched the snow falling outside my window.

I played in the snow.

I walked in the snow.

I made a snowman.

Brainstorm ideas and then using pastels (or other mediums)
to create what you did on your snow day.



Thank you for visiting our site!

Pebble & Pond



Resources and Sites

Ezra Jack Keats Foundation

Bringing the multicultural, creative spirit of EJK into children's lives and literature



The Ezra Jack Keats Foundation

https://www.thebestclass.org/uploads/5/6/2/4/56249715/the_snowy_day.pdf

