








# Dasher Series

## Educator Kit






pebble  
& pond






# The Story In Your Words!





# Dasher




\_\_\_\_\_

Name



Draw and write



In the beginning ...

\_\_\_\_\_

\_\_\_\_\_

\_\_\_\_\_

\_\_\_\_\_





Then...

---

---

---

---

At the end...

---

---

---

---




How was Dasher feeling at beginning  
and then at the end?

What was your favourite part?



# Dasher




\_\_\_\_\_

Name



Draw



In the beginning...

\_\_\_\_\_

\_\_\_\_\_

Transcribed by:





Then...

\_\_\_\_\_

\_\_\_\_\_



At the end...

\_\_\_\_\_

\_\_\_\_\_

Transcribed by:



How was Dasher feeling at beginning  
/end?

---

---



What was your favourite part?

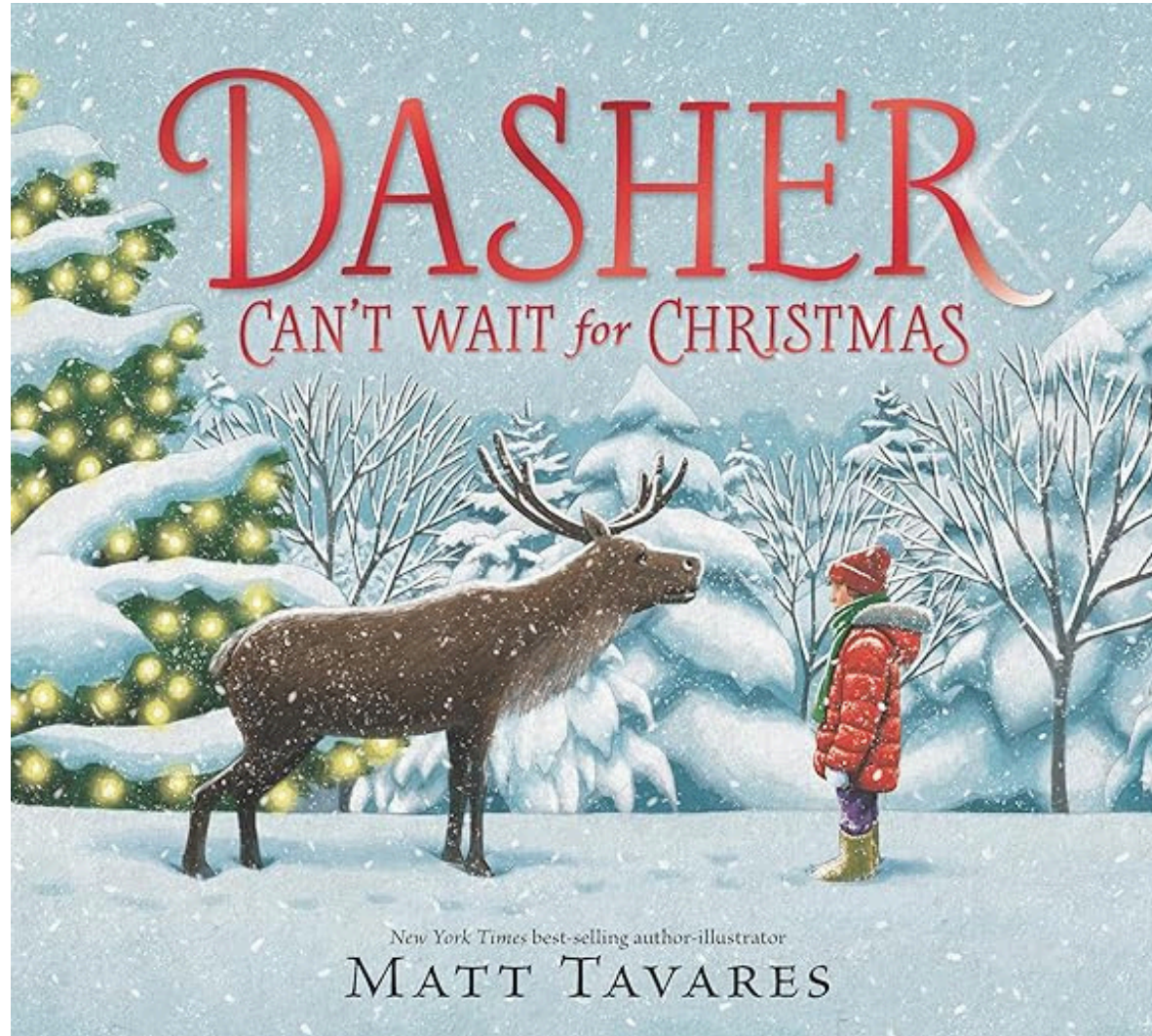
---

---

Transcribed by:



# What happened next?





What happened next? Dasher took to the sky and...



A large empty rectangular box for writing the story.

Two horizontal lines for writing the student's name and the transcriber's name.

Transcribed by:

Student Name:



What happened next? Dasher took to the sky and...





---

---

Name:

# What would you wish for?





Polar Bear wished to fly, what would you wish for?



---

---

Student Name:

Transcribed by:



Polar Bear wished to fly, what would you wish for?



A large rectangular box with a black border, intended for drawing or writing a response to the question above.

Two horizontal lines for writing a name.

Name:



# Create Dasher's Next Adventure





Name:

# Planning for Dasher's Next Christmas Adventure!



Who

Where

what happens

solution

ending





# Create Dasher's Next Christmas Adventure!



---

---

Name:



# Create Dasher's Next Christmas Adventure!



---

---

Name:



# Colouring Pages



